

ME40 SERIES

4/10 HP Effluent
and Drain Water Pumps



THE MYERS ME40 SERIES EFFLUENT PUMPS ARE ONE OF THE MOST EFFICIENT 4/10 HP PUMPS ON THE MARKET TODAY. The enclosed two-vane impeller provides the flow and head required for today's dosing systems and the many tough drainage applications. The ME40 is constructed of only the highest quality corrosion resistant materials - like cast iron, stainless steel and thermoplastics - for many hours of service in the harsh effluent environment. The ME40 is available in automatic models with piggyback or built-in mechanical float switch or manual models for use with external controls for precise dosing. For more information, call your Myers distributor today or the Myers, Ohio sales office at 419-289-6898.

ADVANTAGES BY DESIGN

TWO-VANE IMPELLER DESIGN PROVIDES MAXIMUM DOSING EFFICIENCY

- Enclosed design for high efficiency pumping.
- Full 3/4 inch passageway.

DURABLE MOTOR WILL DELIVER MANY HOURS OF RELIABLE SERVICE

- Oil-filled motor for maximum heat dissipation and continuous bearing lubrication.
- Overload protected, shaded pole motor eliminates starting switches and relays which are prone to fail.

THE ME40 IS DESIGNED FOR MANY HOURS OF MAINTENANCE FREE OPERATION

- Positive sealing, quick connect float and switch cords make replacement simple if service is ever necessary.
- Field tested, wide angle, mercury-free mechanical float switch provides maximum draw down. (Automatic models only)
- Piggyback equipped automatic models allow pump to be run manually by unplugging switch and plugging pump directly into outlet.
- Long, flexible Type 6 seal provides high pressure sealing with improved seal face protection.
- Lower ball bearing eliminates sleeve bearing wear and holds the mechanical seal steady.

PRODUCT CAPABILITIES

Capacities To	60 gpm	227 lpm
Heads To	32 ft.	9.75 m
Solids Handling Capacity	3/4 in.	19 mm
Liquids Handling	domestic effluent & drain water	
Intermittent Liquid Temp.	up to 140° F	up to 60° C
Motor Electrical Data	4/10 hp, 1600 rpm, shaded pole, oil-filled 115 volt, 12 amp, 1Ø, 60 Hz 230 volt, 6 amp, 1Ø, 60 Hz	
Third Party Approvals	CSA, UL	
Acceptable pH Range	6 - 9	
Specific Gravity	.9 - 1.1	
Viscosity	28-35 SSU	
Discharge, NPT	1½ in.	38.1 mm
Min. Sump Diameter		
Simplex	24 in.	61 mm
Duplex	36 in.	91.4 mm

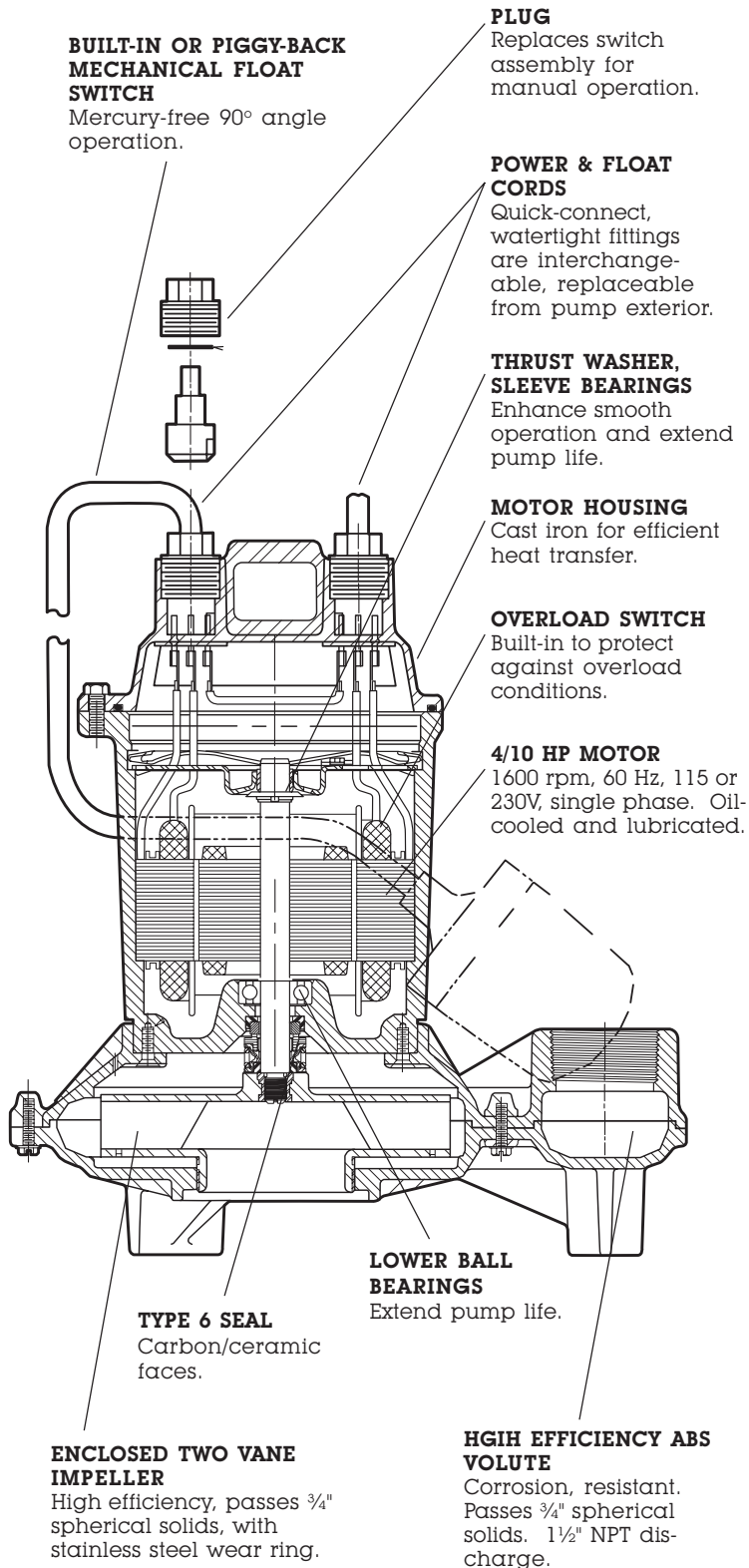
Construction Materials

Motor Housing	cast iron, class 30, ASTM 48
Motor Bearings	ball bearing, lower sleeve, top
Impeller	enclosed, engineered thermoplastic
Volute	thermoplastic
Power Cord	10 or 20 ft. 16/3 SJTW/SJTW-A
Mechanical Shaft Seal	carbon/ceramic, Type 6
Fasteners	300 series SST

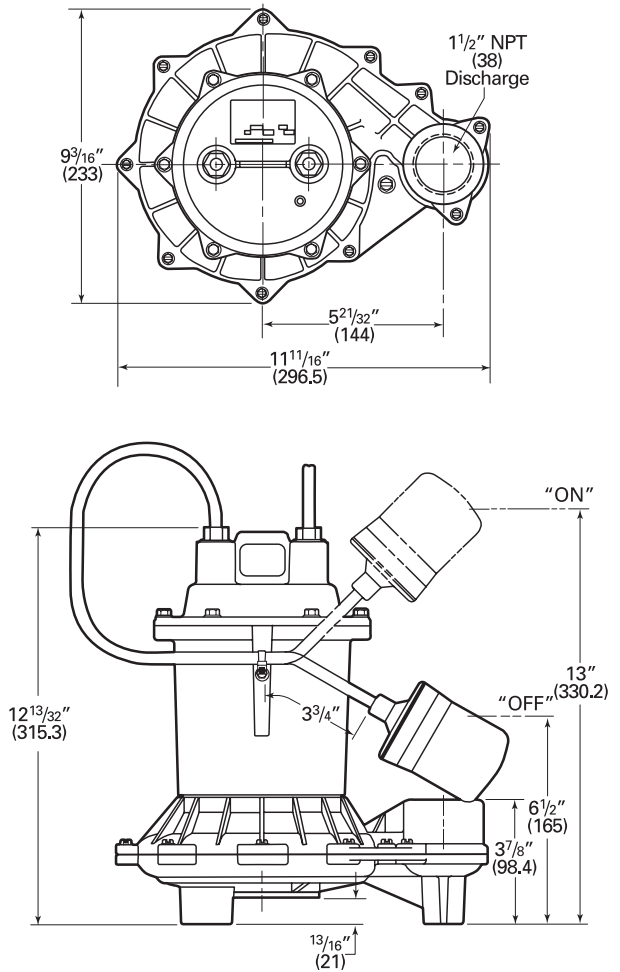
WHERE INNOVATION MEETS TRADITION

Myers[®]

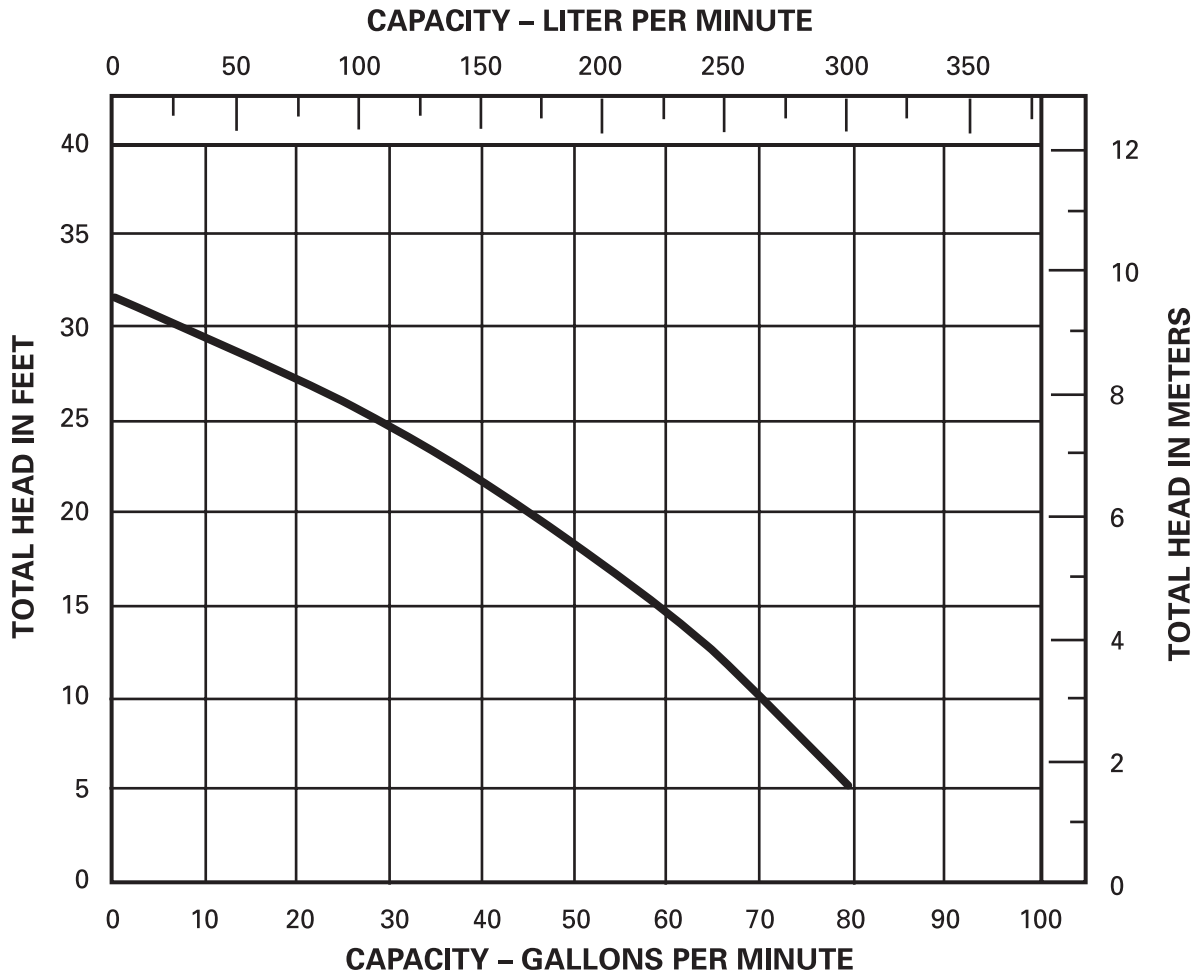
Pentair Water



DIMENSIONS



PUMP PERFORMANCE



ME40 SERIES

SPECIFICATIONS

EFFLUENT PUMPS - Pump(s) shall be F. E. Myers ME40 Series sump pumps selected in accordance with the following design criteria:

Number of Pumps:	_____
Primary Design Flow:	_____
Primary Design Head:	_____
Minimum Shut-off Head:	32'
Motor Horsepower:	4/10
Motor Speed:	1600 RPM
Electrical:	115 Volts, 1 Ph, 60 Hz or 230 Volts, 1 Ph, 60 Hz

PUMP - The pump shall be designed to handle septic tank effluent and be capable of passing 3/4 inch spherical solids. The pump shall be capable of handling liquids with temperatures to 140°F intermittent.

MOTOR - The pump motor shall be of the submersible type rated 4/10 hp at 1600 RPM and shall be for _____ 115 volts or _____ 230 volts single phase, 60 cycles. Single phase motor shall be of the shaded pole type with no relays or starting switches. Stator winding shall be of the open type with Class A insulation rated for 105°C maximum operating temperature. The winding housing shall be filled with clean dielectric oil to lubricate bearings and seals, and transfer heat from the windings to the outer shell. The motor winding assembly shall be pressed into the stator housing for best alignment and heat transfer.

The motor shall be capable of operating over the full range of the performance curve without overloading the motor and causing any objectionable noise or vibration. The motor shall have two bearings to support the rotor; an upper sleeve bearing to accommodate radial loads and a lower sleeve bearing with thrust pad to take thrust and radial loads.

A heat sensor thermostat and overload shall be attached to the top end of the motor windings and shall be wired in series with the windings to stop the motor if the motor winding temperature reaches 221°F. The overload thermostat shall reset automatically when the motor cools to a safe operating temperature.

POWER CORD - The motor power cord shall be _____ 10 or _____ 20 feet SJOW or SJTW type. The power and switch cords shall be of the positive sealing, quick-disconnect type. The power and switch cable connections shall be sealed at the motor entrance by means of a compression nut which serves to make a positive electrical connection and prevent water from entering the cable jacket and motor housing.

OPTIONAL CONTROL SWITCH - The effluent pump shall be controlled by an optional integral float switch. The float switch shall be of the mechanical, non-mercury type and be capable of directly controlling the pump motor without the need for an external control panel.

SHAFT SEAL - The motor shall be protected by a rotating mechanical shaft seal. The seals shall have carbon and ceramic seal faces lapped to a tolerance of one light band. Metal parts and springs for seals shall be 300 series stainless steel.

PUMP IMPELLER - The pump impeller shall be of the two vane enclosed type. The impeller shall be constructed of engineered thermoplastic.

MOTOR CASTINGS - The motor housing castings shall be of high tensile strength Class 30 gray cast iron. Castings shall be treated with phosphate and painted with a high quality air dried modified epoxy resin for corrosion protection.

PUMP CASE - The pump case shall be a high efficiency volute design capable of passing 3/4 inch spherical solids. The pump volute shall be constructed of corrosion resistant, high impact, engineered thermoplastic.

FASTENERS - All exposed fasteners shall be of 300 series stainless steel.

THIRD PARTY APPROVALS - The pump shall be UL and CSA listed.